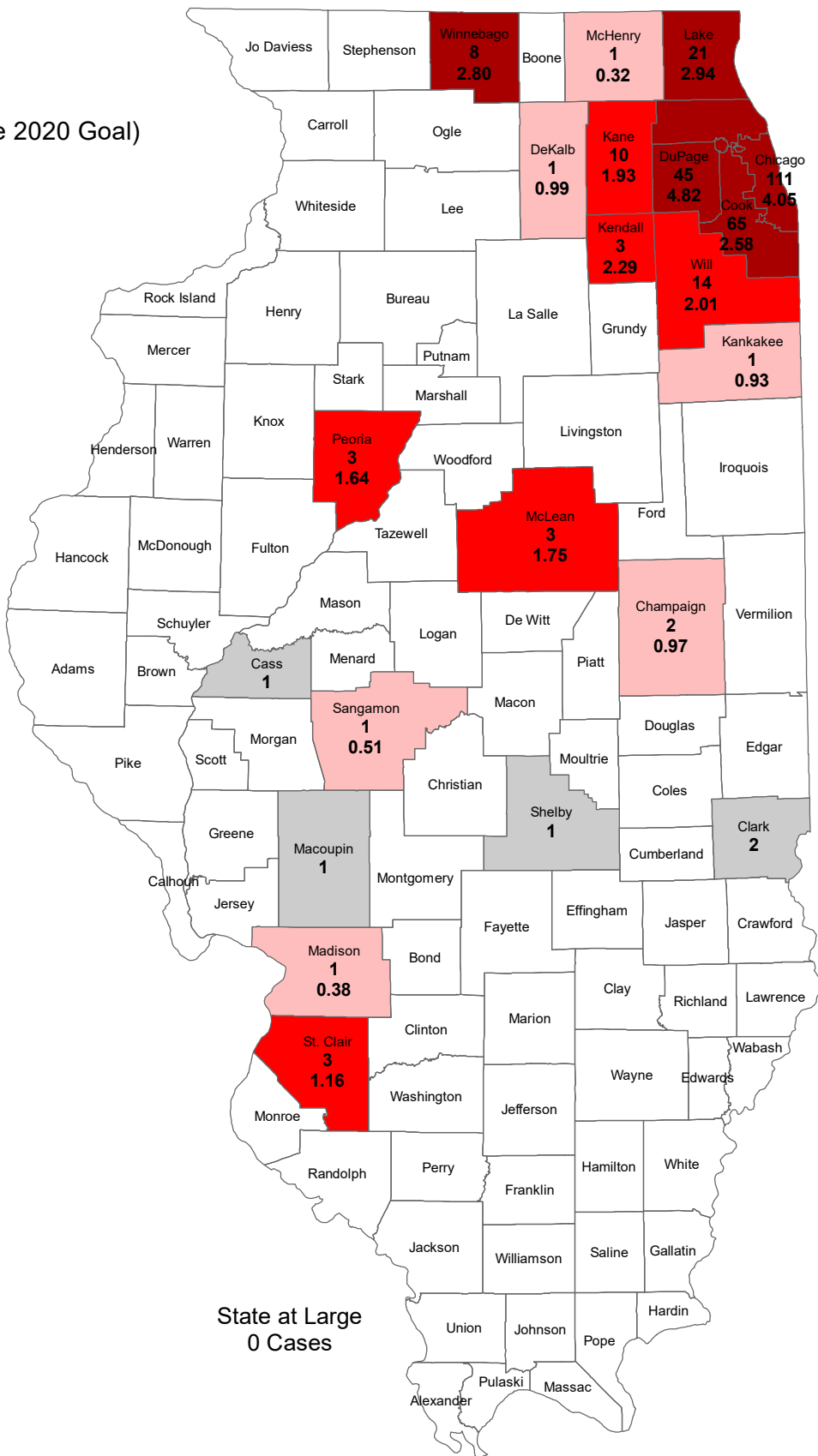
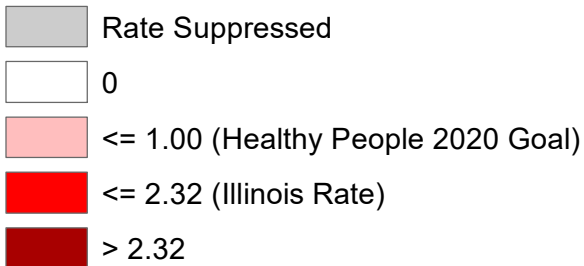


Illinois Tuberculosis Case Rates per 100,000 Population 2022

Rate 2022



United States
 Total Cases: 8,300
 Rate: 2.5
 From: MMWR 2023;72:297–303

Illinois (including Chicago)
 Total Cases: 298
 Population: 12,821,813
 Rate: 2.32

Illinois (outside Chicago)
 Total Cases: 187
 Population: 10,079,694
 Rate: 1.86

City of Chicago
 Total Cases: 111
 Population: 2,742,119
 Rate: 4.05

Suburban Cook County
 Total Cases: 65
 Population: 2,523,279
 Rate: 2.58

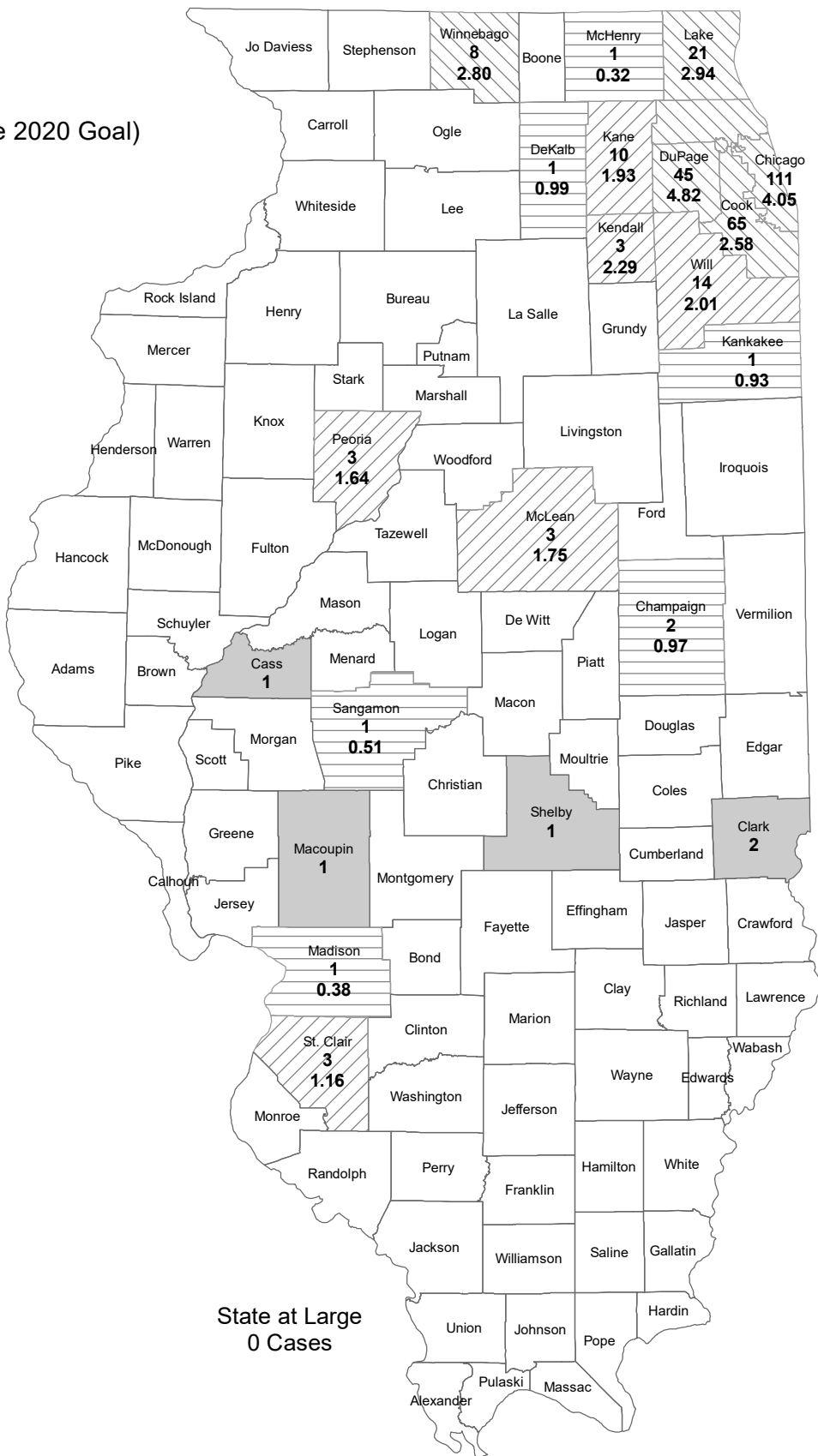
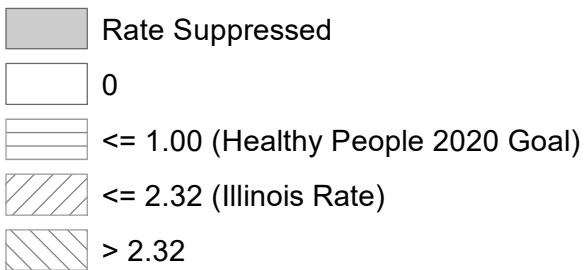
Illinois (outside Cook County)
 Total Cases: 122
 Population: 7,556,415
 Rate: 1.86

Source for population data:
 U.S. Census Bureau, 2018-2022
 American Community Survey
 5-Year Estimates.

Rates are suppressed for areas
 with a population < 100,000.

Illinois Tuberculosis Case Rates per 100,000 Population 2022

Rate 2022



United States
 Total Cases: 8,300
 Rate: 2.5
 From: MMWR 2023;72:297–303

Illinois (including Chicago)
 Total Cases: 298
 Population: 12,821,813
 Rate: 2.32

Illinois (outside Chicago)
 Total Cases: 187
 Population: 10,079,694
 Rate: 1.86

City of Chicago
 Total Cases: 111
 Population: 2,742,119
 Rate: 4.05

Suburban Cook County
 Total Cases: 65
 Population: 2,523,279
 Rate: 2.58

Illinois (outside Cook County)
 Total Cases: 122
 Population: 7,556,415
 Rate: 1.86

Source for population data:
 U.S. Census Bureau, 2018-2022
 American Community Survey
 5-Year Estimates.

Rates are suppressed for areas
 with a population < 100,000.

State at Large
 0 Cases