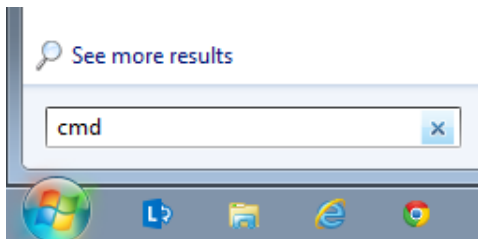
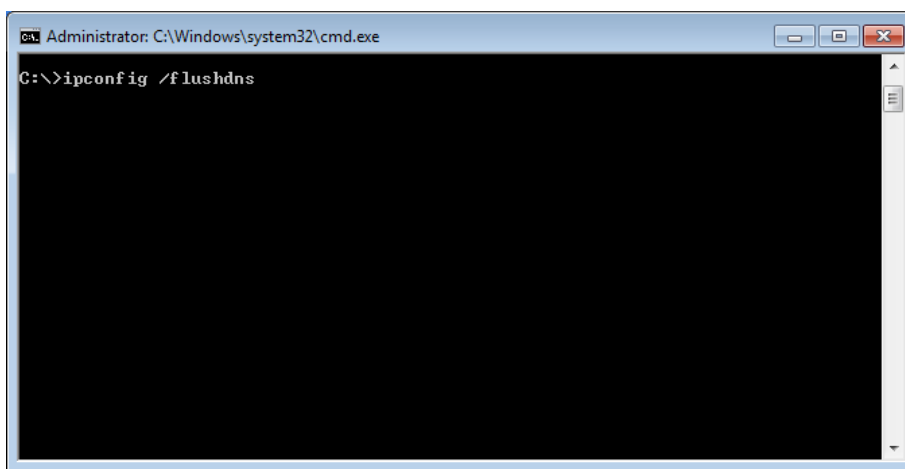


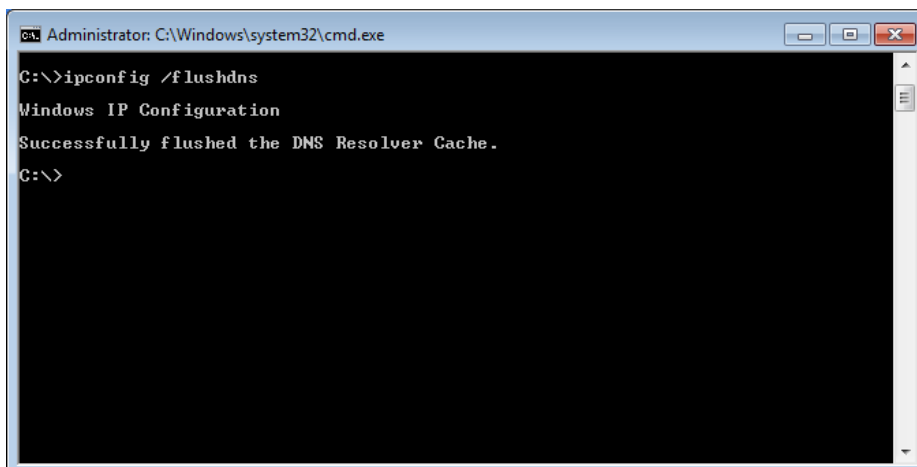
Close Internet browser (Internet Explorer, FireFox, or Chrome)  
Click on START (Windows icon) or press the Windows button on the keyboard  
Type "cmd" in the search box  
Press the ENTER key



Type "ipconfig /flushdns"  
Press the ENTER key



Should see this message...



Type "exit"  
Press the ENTER key

Try accessing the website again. If fix doesn't work, ensure the web address is going to...  
<https://lc38.lakecountylvil.gov/esearch> - must be HTTPS, not just HTTP