

"z

Mark Pfister
Executive Director

10 – 16 February, 2019
Week 07

3010 Grand Ave, Waukegan, IL 60085 | health.lakecountyil.gov | (847) 377-8000

Influenza viruses cause a respiratory illness (flu) spread by tiny air droplets when people talk, cough, or sneeze. Symptoms include cough, sore throat, runny nose, fever, headaches, and body aches. Older people, young children, and people with certain chronic conditions or weakened immune systems, are at high risk for severe flu complications that may lead to hospitalization, even death. **The best way to prevent the flu or lessen its symptoms, is to get the flu vaccine. All individuals 6 months and older should be vaccinated annually.**

This report summarizes the weekly flu activity in Lake County, Illinois, and the U.S. Please note all data are preliminary and are subject to change.

Weekly Summary

The following data was obtained from the Illinois National Electronic Disease Surveillance System (I-NEDSS).

| Geographic Area | Influenza-related intensive care unit admissions | | Influenza-related pediatric deaths (0-18 years) | | Influenza/Influenza-like illness* cluster or outbreaks in Congregate settings† | |
|-----------------|--|--------------|---|--------------|--|--------------|
| | Week – No. of Cases | Season Total | Week – No. of Cases | Season Total | Week – No. of Cases | Season Total |
| Lake County | Wk 07 - 4 | 24 | Wk 07 - 0 | 0 | Wk 07 - 0 | 1 |
| Illinois‡ | Wk 06 - 33 | 434 | Wk 06 - 0 | 2 | Wk 06 - 5 | 36 |
| United States‡ | --- | --- | Wk 06 - 6 | 34 | --- | --- |

*Influenza-like illness (ILI) is defined as fever (temperature $\geq 100^{\circ}\text{F}$ [37.8°C] and cough and/or sore throat.

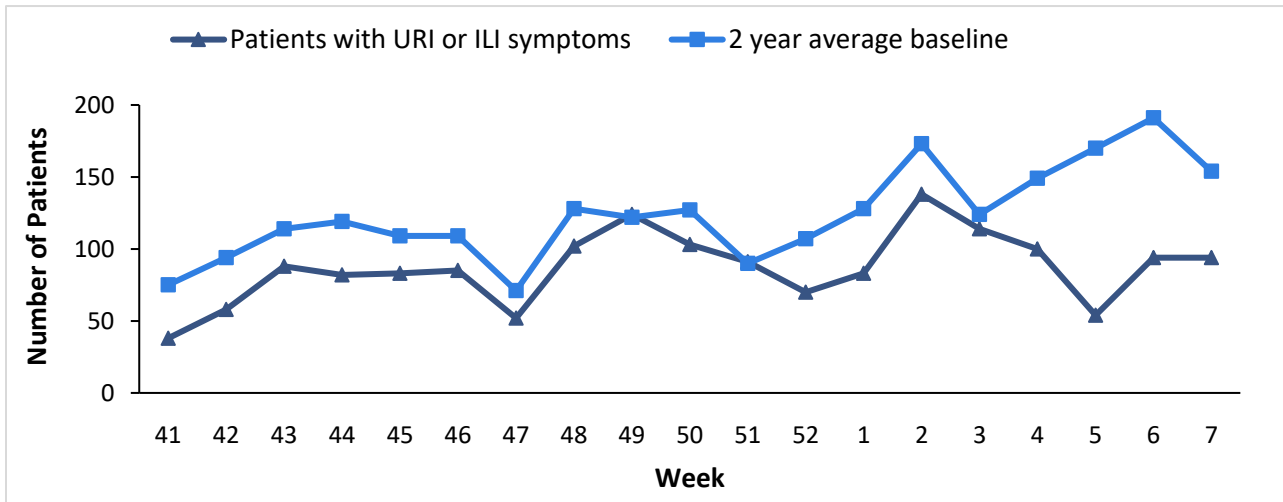
†Congregate settings are defined as long term care facilities, group homes, hospitals, and correctional facilities.

‡ Illinois Department of Health and the Center for Disease Control and Prevention have different reporting weeks.

Lake County Health Department Virologic Surveillance

Lake County Health Department, Federally-Qualified Health Centers (FQHCs) include 8 outpatient clinics. In 2017, the FQHCs had 73,338 healthcare provider visits. The total number of patients with upper respiratory tract infections (URI) or ILI was obtained from electronic health record for these sites.

The number of Patients with upper respiratory tract infections (URI) or ILI, as reported by Lake County Health Department, Federally Qualified Health Centers, by week for the Influenza Season 2018–2019

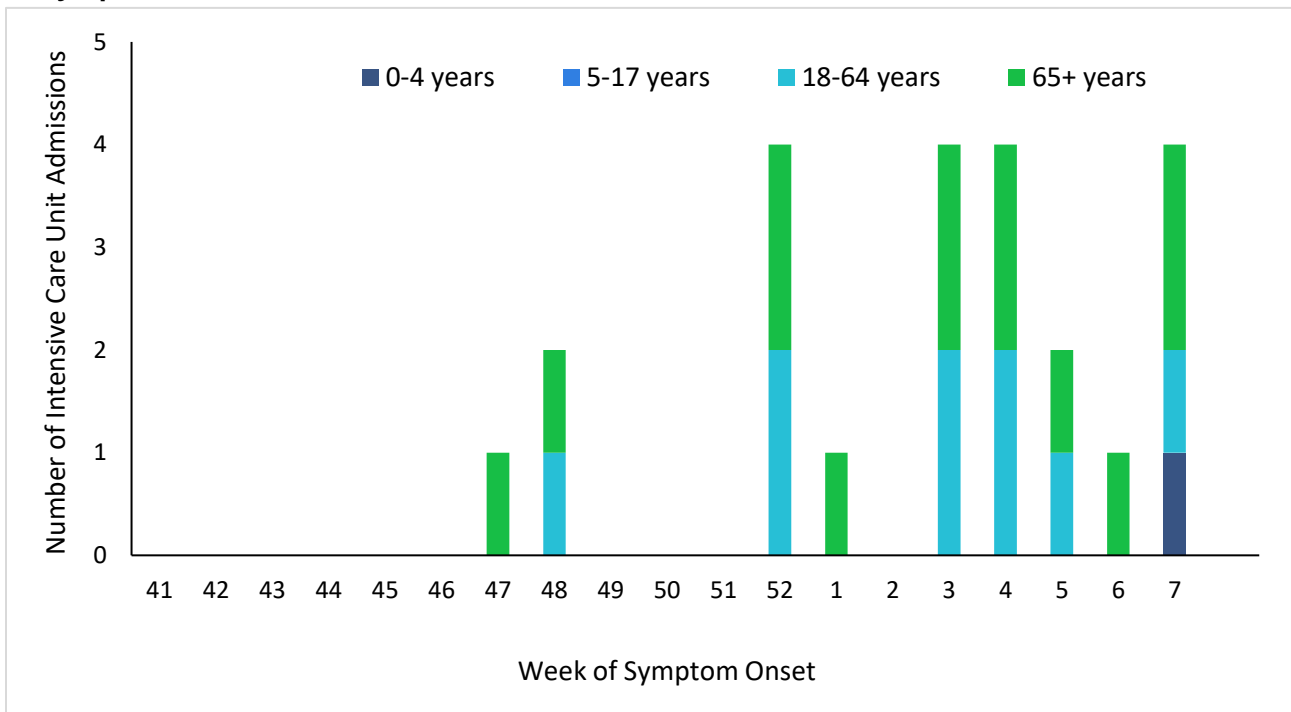


The 2-year average baseline is defined as the average number of patients with URI or ILI symptoms for **weeks 38–52** in 2016 and 2017. Starting week 1 onward, the 2-year average will be for 2017 and 2018.

Influenza-Associated Intensive Care Unit Hospitalizations in Lake County

There **were “4”** influenza-associated intensive care unit admissions reported to LCHD/CHC during **week 7**. A total of **0** influenza-associated pediatric deaths have been reported for the 2018–2019 season.

Number of Influenza-Associated Intensive Care Unit Admissions, per age group, by week of symptom onset, 2018–2019



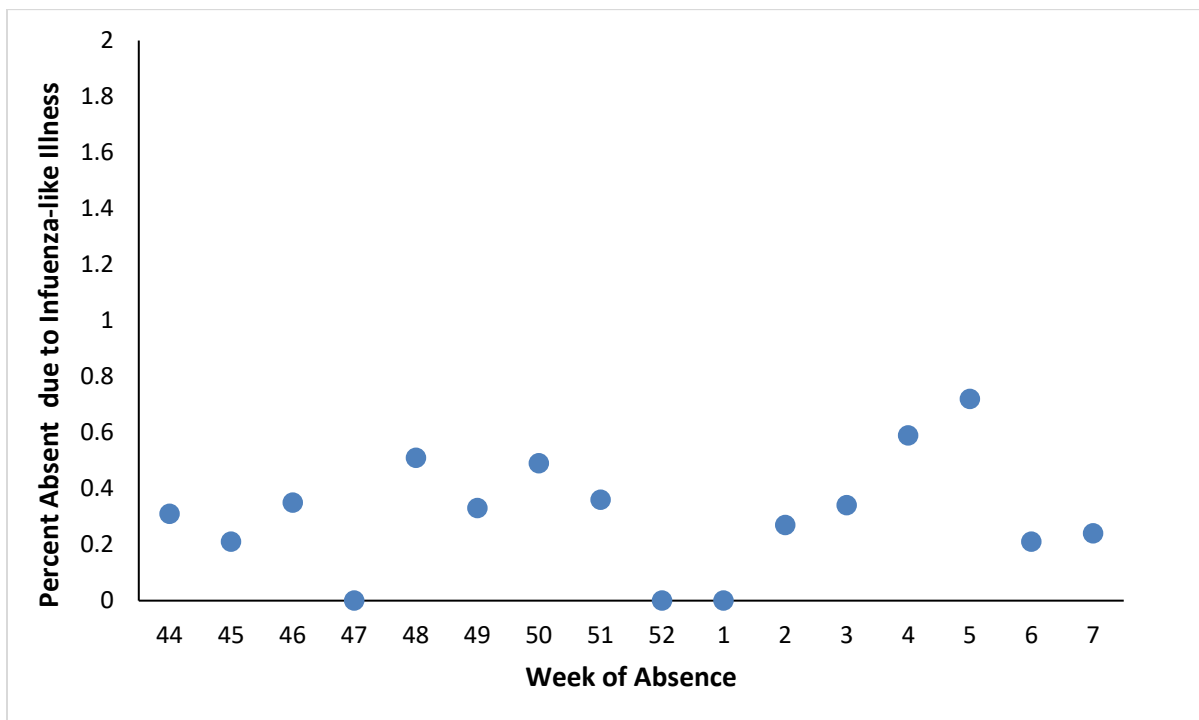
Lake County Schools, Influenza-like Surveillance

Lake County Health Department received absenteeism reports from **5** select school districts in Lake County during **week 7** as a geographic representation of the Lake County school-aged population. Data collected included students absent for ILI and the total students enrolled in the school district. Of the total students enrolled in Antioch (district 34), Community (district 128), Libertyville (70), Northshore (112), and Zion (6). **0.24% of students** were absent due to ILI in **week 7**.

Percent of School Absences due to Influenza like illness, Academic Year 2018-2019,

Week 47: No data due to Thanksgiving break.

Weeks 52-01: No data due to Winter break.

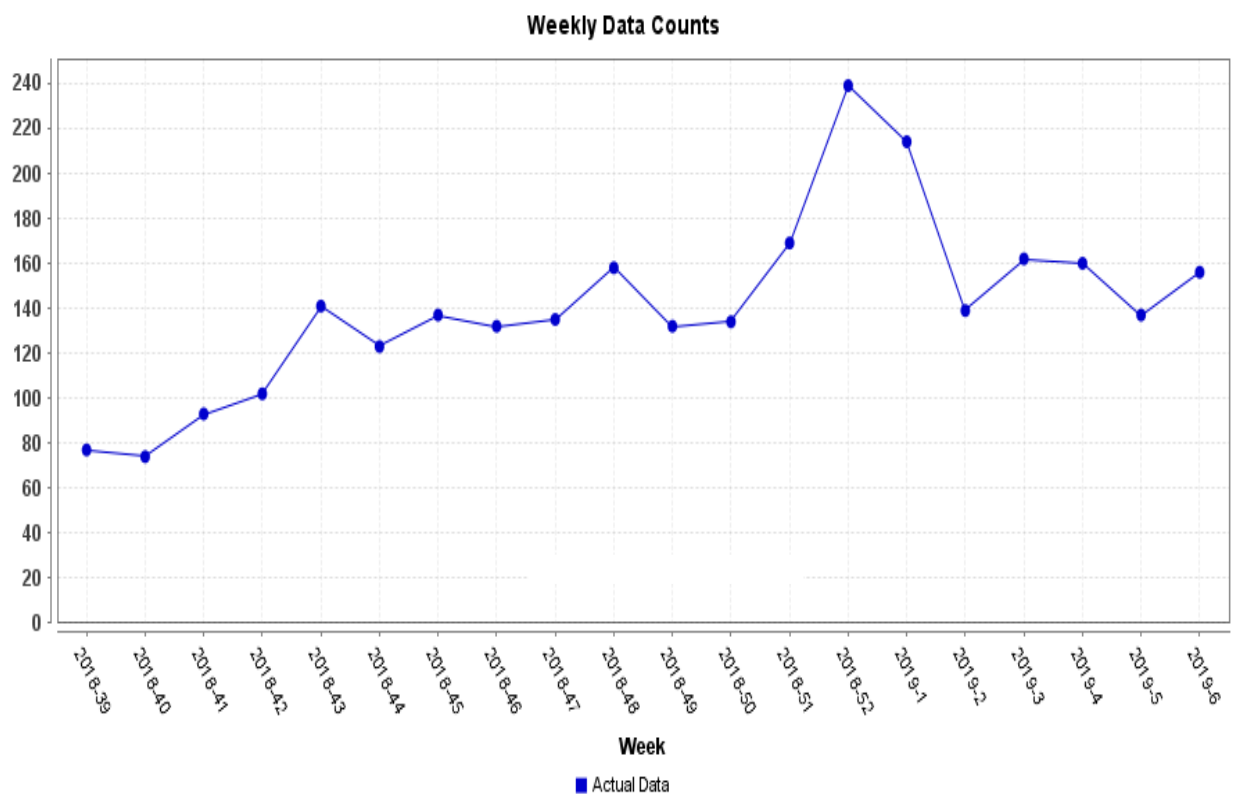


Lake County Syndromic Surveillance

The Illinois Department of Public Health collects emergency department visits from all acute care hospitals in Illinois for syndromic surveillance (ESSENCE surveillance system). In this report, the visits are classified into ILI based on the chief complaints that include terms “influenza,” or “fever and cough or sore throat” similar to the CDC ILINET definition while excluding terms unrelated to ILI. In ***week 6**, we saw **156** emergency room visits for ILI in the seven Lake County Hospitals.

***No data available for week 7**

Weekly number of Emergency Room visits due to ILI, Lake County, 2018–2019



For questions regarding influenza and reportable diseases, please contact Communicable Disease (CD program) at (847) 377-8130.