
For questions regarding influenza and what is reportable to the Lake County Health Department, contact the Communicable Disease (CD) Program at (847) 377-8130

What is Influenza?

The Centers for Disease Control and Prevention (CDC) defines influenza (flu) as a contagious respiratory illness caused by influenza viruses. It can cause mild to severe illness. Serious outcomes of flu infection can result in hospitalization or death. Some people, such as older people, young children, and people with certain health conditions, are at high risk for serious flu complications. The best way to prevent the flu is by getting vaccinated against the flu, each year.

Weekly Summary

Geographic Area	Flu/Influenza-Like Illness (ILI) Activity
Lake County	<ul style="list-style-type: none"> • Visits for Upper Respiratory Illness/Influenza-like-illness (ILI) at LCHD Health Centers showed a slight decrease (3%) when compared to the previous week. • Lake County Schools: ILI absenteeism rose by 28% over the previous week.
Cook County	Flu/ILI Activity is currently: LOW (Week 48).
Wisconsin (Southeast Region)	Flu/ILI Activity is currently: LOW (Week 48).
Illinois	Flu/ILI Activity is currently LOW (Week 48).
United States	Flu/ILI Activity is currently: LOW (Week 48). Based on ILINet and most states falling into this category.

For the 2017-18 flu season, The U.S. 3 component (Trivalent) vaccine contains: A/Michigan/45/2015 (H1N1) pdm09-like virus, A/Hong Kong/4801/2014 (H3N2)-like virus, and a B/Brisbane/60/2008-like virus (Victoria lineage). The 4 component (Quadrivalent) influenza vaccine will also include a B/Phuket/3073/2013- like virus (B/Yamagata lineage) for this year's flu season.

Note: Our report contains different flu weeks for some geographic areas due to different reporting dates of sources.

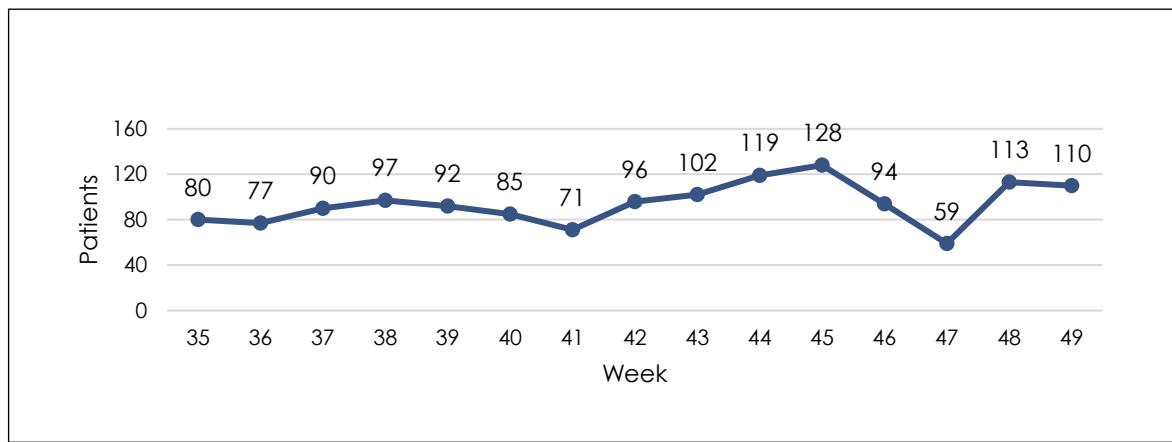
The Centers for Disease Control and Surveillance (CDC) have classified flu/Influenza-Like-Illness (ILI) activity levels as minimal (levels 1-3), **Low (levels 4-5)**, **Moderate (levels 6-7)**, and **High (levels 8-10)**. This classification helps in summarizing weekly flu/ILI surveillance information for a geographic area and making flu/ILI activity easier to interpret.

County Data

LCHD/CHC (Federally Qualified Health Center): [Week 49 \(3 - 9 Dec 17\)](#)

Visits to the Lake County Health Departments Community Health Center clinics (LCHD/CHC), for both upper respiratory infections (URI), and/or influenza-like-illness (ILI), remained relatively the same. A 3% decrease in visits for week 49 when compared to the previous week.

of Patients with URI and ILI by Week



Source: Lake County Health Department Electronic Health Records, 2017.

Reportable to the Lake County Health Department: [Week 49 \(3 - 9 Dec 17\)](#)

Quick Stats	Week 49	Prior Week	Cumulative*
Flu - Intensive care unit (ICU) admissions	3	1	5
Flu - Pediatric Deaths (0-18)	0	0	1
Flu/ILI - Outbreaks (Congregate settings) **	0	2	2

Source: Illinois' National Electronic Disease Surveillance System (I-NEDSS)

*Cumulative since week 35. Single positive flu tests are not reportable in Illinois.

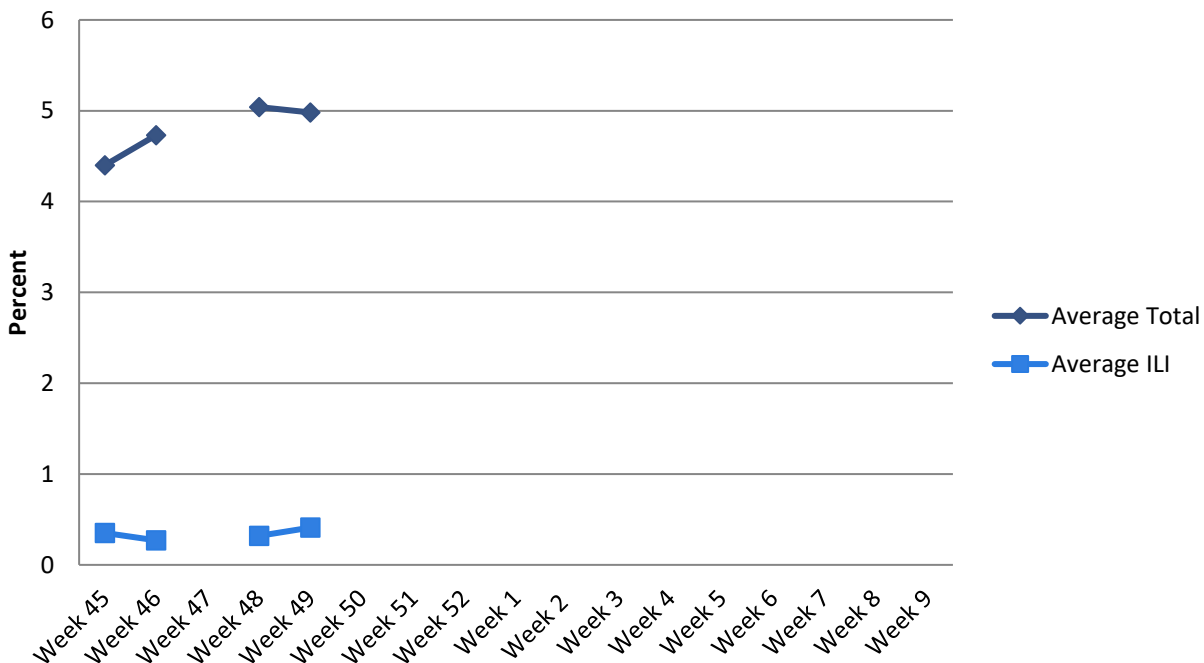
**Correctional, Long Term Care (LTC) Facilities, group homes and Hospitals.

School Influenza-Like Activity Surveillance: [Week 49 \(3 – 9 Dec 17\)](#)

Reporting School Districts: Antioch (34), Barrington (220), Libertyville (70), North Shore (112), Waukegan (60) and Zion (6).

Quick Stats	Current Week	Previous Week
Schools tracking and reporting absenteeism data	54	56
Schools reporting ILI absenteeism ($\geq 5\%$)	1	0
Schools/Pre-schools reporting general absenteeism ($\geq 10\%$)	21	17

***Average % Absenteeism and Influenza-like-Illness (ILI)
Lake County Schools (2017-18)**

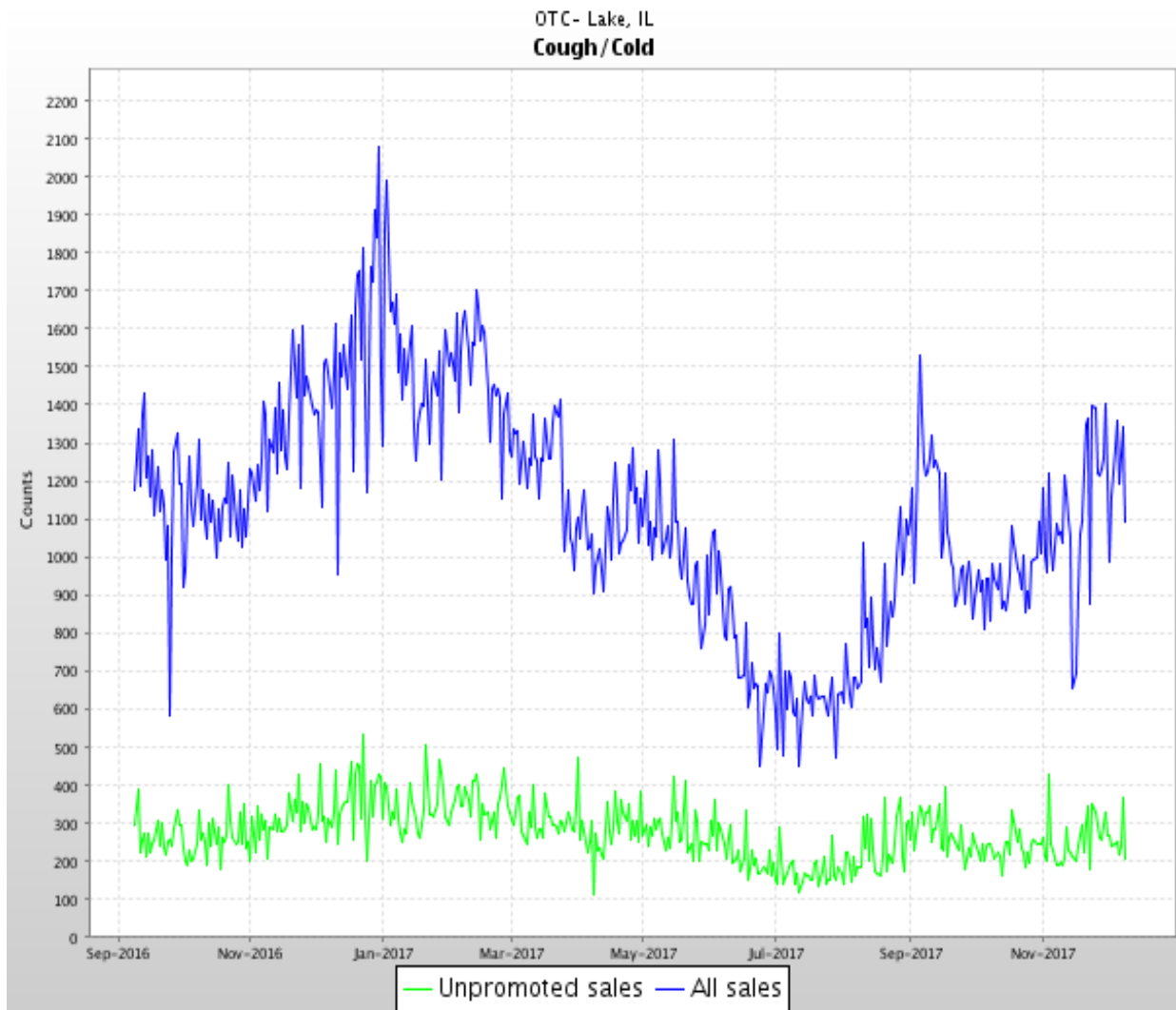


Source: Lake County Schools 2017-2018

Week 47: Thanksgiving Holiday - no data tracked by districts.

Sentinel Pharmacies: Past 15 months (10 Sep 16 – 9 Dec 17)

There are 71 pharmacies in Lake County who report the sales amount of over-the-counter (OTC) cough and cold medications for Upper Respiratory Infections. This report includes “All Sales” which refers to all cough and cold medicines that were sold in total, as well as “Un-promoted Sales”, which are cough and cold medicines not promoted but sold.



Source: Real Time Outbreak and Disease Surveillance (RODS), 2017-2018.

State Data

Illinois: Week 48 (26 Nov – 2 Dec 17)

Current Week Quick Stats		
Illinois Influenza Geographical Spread	Regional (see flu activity chart below for definition)	
Percent of outpatient visits for ILI	1.75% (baseline: 1.80%)	
Percent of Influenza Positive Tests	Current Week: 6.5%	Season: 3.0%
Influenza-Associated ICU Admissions	Current Week: 13	Season: 45
Influenza Outbreaks	Current Week: 3	Season: 8
Influenza Associated Pediatric Deaths (Season Total)	1	

Source: Illinois Department of Public Health, Influenza Surveillance, 2017-2018.

Illinois Department of Public Health (IDPH) Flu Activity Rating by Geographical Spread

No Activity	No laboratory confirmed cases of influenza.
Sporadic Activity	Isolated lab-confirmed cases <u>OR</u> lab confirmed outbreak in one institution.
Local Activity	Recent (within the past 3 weeks) lab evidence of influenza in region with increased ILI <u>OR</u> recent (within the past 3 weeks) lab evidence of influenza in region with the outbreaks; virus activity is no greater than sporadic in other regions.
Regional Activity	Increased ILI in > 2 but less than half of the regions <u>AND</u> recent (within the past 3 weeks) lab confirmed influenza in affected regions. <u>OR</u> institutional outbreaks (ILI or lab confirmed) in > 2 and less than half or regions <u>AND</u> recent lab confirmed influenza in affected regions. A region is defined as the regions States use for public health purposes.
Widespread Activity	Increased ILI and/or institutional outbreaks (ILI or lab confirmed) in at least half of the regions <u>AND</u> recent (within the past weeks) lab confirmed influenza in the state.

Source: Illinois Department of Public Health, Influenza Surveillance, 2017.

National Data

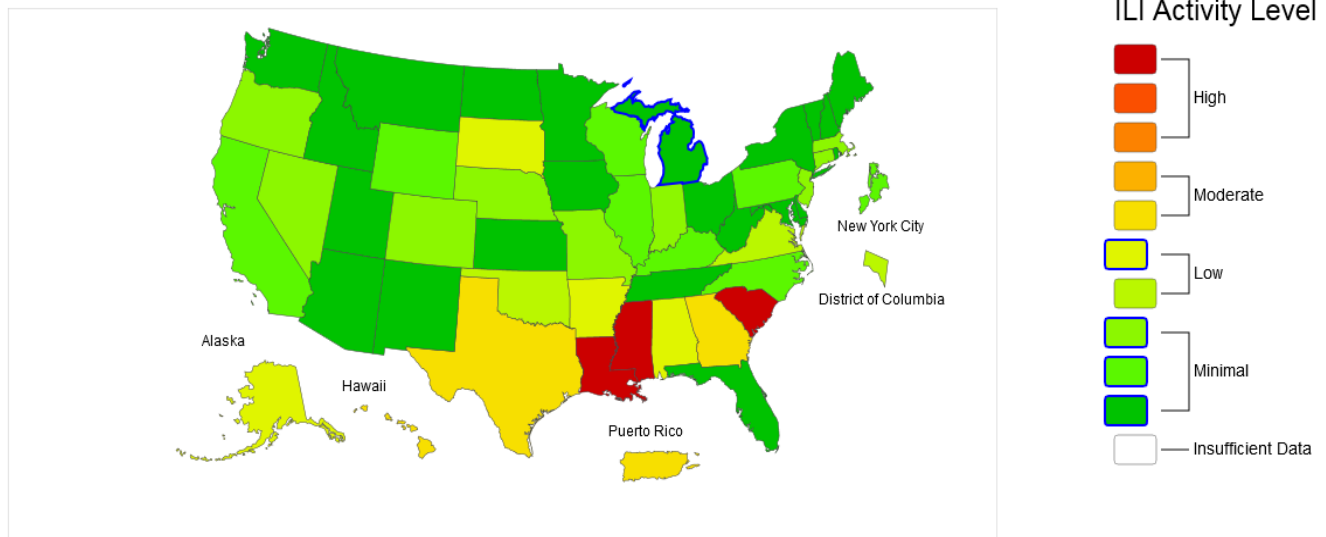
Center for Disease Control and Prevention (CDC): [Week 48 \(26 Nov – 2 Dec 17\)](#)

Flu/Influenza-Like Illness (ILI) activity increased slightly in the United States

- **Viral Surveillance:** The most frequently identified influenza virus type reported by public health laboratories during week 48 was influenza A. The percentage of respiratory specimens testing positive for influenza in clinical laboratories declined slightly.
- **Influenza-Associated Pediatric Deaths:** Two influenza-associated pediatric deaths were reported.
- **Geographic Spread of Influenza:** The geographic spread of influenza in seven states was reported as widespread; Puerto Rico and 18 states reported regional activity; 18 States reported local activity; and the District of Columbia, the U.S. Virgin Islands and 7 states reported sporadic activity. Guam did not report.



2017-18 Influenza Season Week 48 ending Dec 02, 2017



*This map uses the proportion of outpatient visits to healthcare providers for influenza-like illness to measure the ILI activity level within a state. It does not, however, measure the extent of geographic spread of flu within a state. Therefore, outbreaks occurring in a single city could cause the state to display high activity levels.
 *Data collected in ILINet may disproportionately represent certain populations within a state, and therefore may not accurately depict the full picture of influenza activity for the whole state.
 *Data displayed in this map are based on data collected in ILINet, whereas the State and Territorial flu activity map are based on reports from state and territorial epidemiologists. The data presented in this map is preliminary and may change as more data is received.
 *Differences in the data presented by CDC and state health departments likely represent differing levels of data completeness with data presented by the state likely being the more complete.
 *For the data download you can use Activity Level for the number and Activity Level Label for the text description.

Source: Centers for Disease Control and Prevention, *Flu Activity and Surveillance*, 2017.