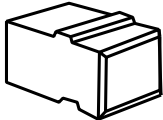
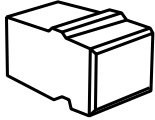

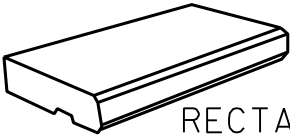
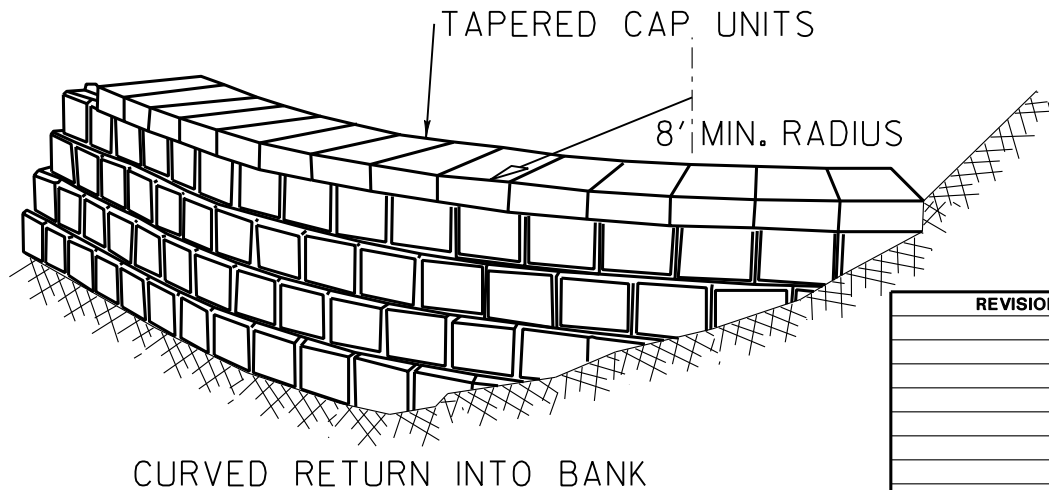


1. BLOCK FACING IS SPLIT FACE
2. CAP UNITS TO BE APPLIED WITH ADHESIVE. APPLICATION RATE IS ONE 10.5 OZ TUBE PER 18 FEET OF CAP LENGTH.
3. PLACEMENT METHOD IS BY HAND
4. STACKING ALIGNMENT MAY BE EITHER BATTERED OR VERTICAL
5. MINIMUM FACE RADIUS IN CURVE = 8'
6. DESIGN NOTE: MAX HEIGHT GRAVITY ONLY = 3 FEET
7. RETAINING WALL BLOCKS MUST BE CERTIFIED BY IDOT'S QUALITY ASSURANCE/QUALITY CONTROL PROGRAM

SEGMENTAL CONCRETE BLOCK DETAILS						
	FACE WIDTH	BACK WIDTH	HEIGHT	DEPTH	WEIGHT	
 STANDARD UNIT	8"	8"	6"	12"	45 LBS	
 TAPERED UNIT	8"	6 <sup>7</sup> / <sub>8</sub> "	6"	12"	43 LBS	
 TAPERED CAP	8"	7"	3"	14"	22 LBS	
 RECTANGULAR CAP	24"	24"	3"	12"	68 LBS	



REVISIONS	DATE



APPROVED BY: M. G. ZEMAITIS  
DATE: APRIL 1, 2007

**SEGMENTAL CONCRETE  
BLOCK WALL**

LC2101