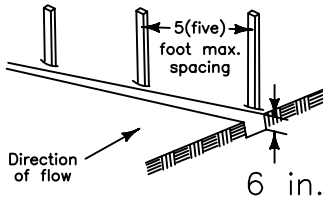
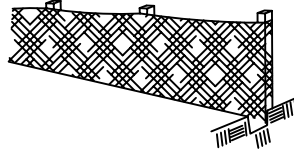


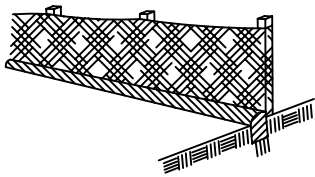
1. Set posts and excavate or slit-trench a 6-inch deep trench upslope along the line of the post



2. Attach the geotextile filter fabric to each post with a minimum of 3 (three) fasteners per post and extend to the bottom of the trench. Acceptable fasteners include staples, zip ties, or wire ties

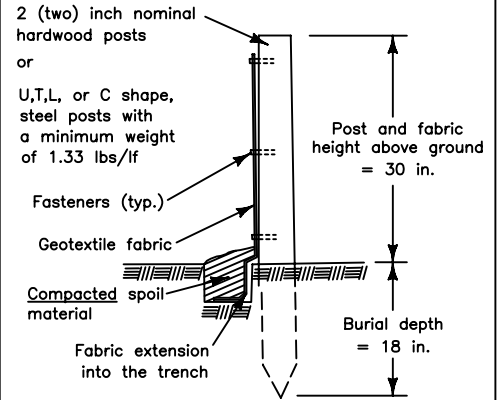


3. Backfill and compact the excavated spoil materials



Geotextile Requirement	Test Method	MARV
Grab strength	ASTM D 4632	
- Machine direction		550 N
- X-machine direction		450 N
Permittivity	ASTM D 4491	0.05 sec-1
Apparent opening size*	ASTM D 4751	0.60 mm
Ultraviolet stability (retained strength)	ASTM D 4355	70% after 500 hours

Note:
Value for apparent opening size represents maximum average roll value.



SILT FENCE DETAIL

DATE: 4/21/08 BY: KAW
REVISED: BY:



STORMWATER MANAGEMENT COMMISSION